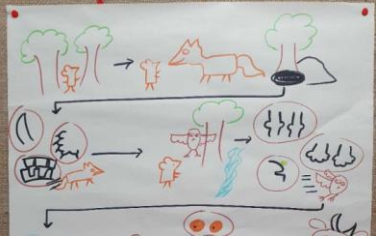

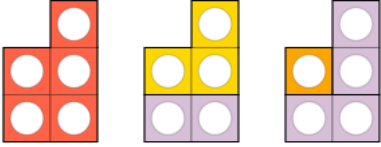









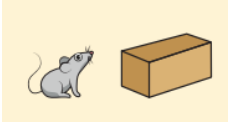









## Reception Homework Grid

Your homework activities for this term are on the grid below. You can choose to complete the activities in any order; most of the learning activities are linked to our current topic so you should already have lots of knowledge about the areas of study! Make sure that you ask someone at home to help you and always ask an adult to accompany you with any outdoor activities. You might want to repeat some of the activities if you enjoy them.

- ✓ Complete activities in your homework book or ask an adult to upload it to Tapestry
- ✓ Remember you have the whole term to complete the tasks
- ✓ If you put work in your homework book or folder, please bring it to school on Wednesday for your teacher to look at.

1. Literacy	2. Mathematics	3. Understanding the World	4. Expressive Art and Design	5. Physical Development
<p><b>Story Maps</b></p> <p>In class, we create story maps to help us retell a story.</p>  <p>We draw the important parts of the story and draw arrows to join it up. Sometimes we add key bits of writing from the story.</p>  <p>Make your own story map to describe a story you have read at home.</p> <p>Challenge: Can you retell your story using the story map?</p>	<p><b>Number Composition within 10</b></p> <p>Numbers can be made up from different numbers. For example, 5 can be made by putting 3 and 2 together. It can also be made by putting 2 and 1 and 2 together.</p>  <p>7 can be made in lots of different ways, these are the ways to make it using 2 numbers.</p>  <p>(From Numberblocks Series 5, Episode 3)</p> <p>Draw a picture to show how to make one of the numbers between 5 and 10.</p> <p>Challenge: Have you found all the different combinations? How do you know?</p>	<p><b>Growing</b></p> <p>As we move from winter to spring, things will start to grow all around us.</p> <p>When you walk to school, you might see buds start to appear on the trees, or shoots start to come up from the ground.</p>  <p>Can you find something that is growing and take a photo or draw a picture of it? Talk about it with a grown-up and ask them to explain what it is and what's happening.</p> <p>Challenge: Can you revisit the growing thing many times over the spring to see how it changes?</p>  <p>If you have space for a plant pot at home, or a garden, you might even want to plant something yourself to watch it grow.</p>	<p><b>Colour Mixing</b></p> <p>We can make different colours by mixing colours together.</p> <p>When we are using paint or crayons, it's good to start with the three 'primary' colours.</p>  <p>What colours can you make when you mix these together?</p> <p>Create a recipe to explain how to make orange, purple and green?</p>  <p>Challenge: Can you make other colours? What about pink, brown or navy?</p>	<p><b>Balance</b></p> <p>In our gymnastics work, we will learn about lots of different balances.</p> <p>We might balance with one or two body parts on the ground.</p>  <p>We might balance with three or four body parts on the ground.</p>  <p>Create your own balancing pose. You can choose how many body parts to touch the ground.</p> <p>Challenge: Can you create a sequence of different balances? How can you move between them in a controlled way?</p>
Signed: Date:	Signed: Date:	Signed: Date:	Signed: Date:	Signed: Date:

6. Literacy	7. Mathematics	8. Personal, Social Emotional Development	9. Phonics	10. Expressive Art and Design
<p><b>Repeating Parts of Stories</b></p> <p>Lots of the traditional tales we read have repeating rhymes in them.</p>  <p>For example, “Run, run as fast as you can. You can’t catch me, I’m the gingerbread man.” in The Gingerbread Man or “Little pig, little pig. Let me come in. Not by the hair on my chinny, chin, chin.” in The Three Little Pigs.</p> <p>When we read these stories, it’s fun to put a special voice on when we read the repeating part.</p> <p>Ask your grown-ups to read a story to you and join in with the repeating parts. Maybe you could put on a deep voice to be a scary giant in Jack and the Beanstalk, or a squeaky voice to be one of the three little pigs.</p> <p><b>Challenge:</b> Can you come up with your own little song for the repeating part of a story, like we do in class when we read The Gingerbread Man?</p> <p>Can you come up with actions to accompany your repeating part, like we do in class when we read We’re Going on a Bear Hunt?</p>	<p><b>Measuring Height</b></p> <p>Different objects around the world have different heights.</p> <p>We normally measure heights going up and down.</p> <p>For example, this penguin is the same height as the tower of blocks.</p>  <p>Compare the heights of some different objects in your house? Use the words taller, shorter and the same height.</p> <p><b>Challenge:</b> Can you use blocks or another repeating object such as pasta to measure objects in your house?</p> <p>For example, this penguin is 7 blocks tall. This mouse is 1 block tall.</p> 	<p><b>What do I like doing?</b></p> <p>We all have things that we like doing.</p> <p>Some people like making music.</p>  <p>Some people like remembering facts about dinosaurs.</p>  <p>Some people like reading or making things.</p>  <p><b>What do you like doing?</b></p> <p>Talk to your grown-ups at home and tell them about what you like doing?</p> <p><b>Challenge:</b> Can you think of something that you find tricky and would like to do more of so you can get better?</p> <p>These pictures are from All The Ways to Be Smart by Davina Bell. This book might be an interesting starting point for discussion</p>	<p><b>Tricky Word Games</b></p> <p>By half term, we will have learned 31 tricky words! Try some of these activities to practise them.</p> <p><b>Tricky Word Noughts and Crosses</b></p> <p>Instead of using O and X, each player chooses a tricky word and writes that in the grid instead!</p>  <p><b>Tricky Passcodes</b></p> <p>Use the attached sheets to make a passcode for a room or a cupboard in your house. Tap and read the words to ‘unlock’ the door.</p>  <p><b>Word Hunt</b></p> <p>Choose a tricky word. How many times can you find it in your library book? How many times can you find it in other books?</p> <p>Turn this into a game by picking a word each seeing who can find the most, or racing to find 10.</p>	<p><b>Junk Modelling</b></p> <p>Junk modelling means reusing objects that we don’t need any more to make things.</p> <p>At school, we collect lots of different boxes and resources to bring our ideas to life!</p> <p>It is a good idea to make a plan before you make a junk model. Think about the shapes that you need and the different ways to join.</p> <p>Think about the colours that you want in your model.</p> <p>You might use tape, glue or staples to join pieces together. You might use paint, pencils or pens to decorate your model.</p>  <p>Make a model of a house using the things you have at home.</p>  <p><b>Challenge:</b> Can you make a house from a story, such as the Three Little Pigs or Hansel and Gretel?</p>
Signed: Date:	Signed: Date:	Signed: Date:	Signed: Date:	Signed: Date:

Enter the Passcode

has	I	the
is	of	he
go	no	she

Enter the Passcode


(Example passcode: of, is, the, no)



Enter the Passcode

<input type="text"/>	<input type="text"/>	<input type="text"/>
<input type="text"/>	<input type="text"/>	<input type="text"/>
<input type="text"/>	<input type="text"/>	<input type="text"/>

Enter the Passcode

<input type="text"/>	<input type="text"/>	<input type="text"/>
<input type="text"/>	<input type="text"/>	<input type="text"/>
<input type="text"/>	<input type="text"/>	<input type="text"/>



## Phonics

In phonics this half term, we will learn the following sounds and tricky words. We will be focusing on applying these sounds in a range of different words. Tricky words all have a tricky part in them where the letters make different sounds to the ones we have learned so far. For example, in has, the s makes a /z/ sound.

### Spring 1

	Phase 3 graphemes	New tricky words
Week 1	ai ee igh oa	
Week 2	oo <b>oo</b> ar or	was you they
Week 3	ur ow oi ear	my by all
Week 4	air er words with double letters: dd mm tt bb rr gg pp ff	are sure pure
Week 5	longer words	

### Spring 2

	Phase 3 graphemes	No new tricky words
Week 1	review Phase 3: ai ee igh oa oo ar or ur <b>oo</b> ow oi ear	Review all taught so far Secure spelling
Week 2	review Phase 3: er air words with double letters longer words	
Week 3	words with two or more digraphs	
Week 4	longer words words ending in -ing compound words	
Week 5	longer words words with s in the middle /z/ s words ending -s words with -es at end /z/	

Tricky Words

is  
the  
I  
put  
pull  
full  
as  
and  
has  
his

her  
go  
no  
to  
into  
she  
push  
he  
of  
we

me  
be  
was  
you  
they  
my  
by  
all  
are  
sure



pure