
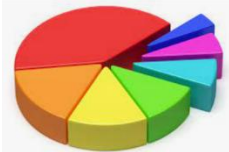










Year 6 Homework Grid






Your homework activities for this term are on the grid below. You can choose to complete the activities in any order; most of the learning activities are linked to our current topic so you should already have lots of knowledge about the areas of study! Make sure that you ask someone at home to help you if you find any of the activities too tricky and always ask an adult to accompany you with any outdoor activities.

- ✓ Complete activities in your Homework book
- ✓ Complete at least one activity every two weeks
- ✓ Remember you have the whole term to complete all tasks
- ✓ Homework folders are due back to school every Wednesday for your teacher to look at your work
- ✓ You will be set one activity page each week from the English CGP book and one from the White Rose Maths book (your teacher will let you know the page numbers)
- ✓ In addition to these activities, practice your spellings on a regular basis and try and find some time to read each day

Additional Maths activity: Feel free to also complete any of the additional Maths activities if you would like an extra challenge!

1. English	2. Mathematics	3. Science	4. Art	5. English
<p>Evacuee Experience</p>  <p>Just like William Beech, imagine you have been evacuated. Write a diary entry describing the day you leave your home. Carry out your own research to find out what it was like to leave one's parents for a strange home.</p> <p>This website will help provide some insight:</p> <p>https://www.bbc.co.uk/teach/school-radio/history-ks2-world-war-2-clips-ww2-evacuation-index/zvs3scw</p> <p>Remember that diary writing is personal. You must include the thoughts, feelings, hopes and fears of the writer.</p>	<p>Pie charts</p>  <p>In our Maths lessons, we have been constructing our own pie charts to represent data.</p> <p>For this task, create a survey to carry out amongst your family/friends. Questions could be:</p> <ul style="list-style-type: none"> • Favourite chocolate bar • Favourite crisp flavour • Favourite TV programme <p>(Remember to give a choice, do not use open-ended questions).</p> <p>Once you have collected your answers, present your results in a pie-chart (don't forget to create a key to explain your data!)</p>	<p>Healthy Hearts</p>  <p>In our Science lessons last term, we found out more about the human circulatory system.</p> <p>Design an experiment to see what happens to our lungs when we exercise. Which exercise do you think will impact your breathing rate the most? Why?</p> <p>Take a record of your resting breathing rate (how many breaths per minute). Create a list of exercises to perform for 3 minutes. Take a measurement of your new breathing rate. Present your results in a table.</p> <p>Write a conclusion to explain what happened to your breathing rate and why. Was your prediction correct? Why / why not?</p>	<p>Make Do and Mend!</p>  <p>To make the best of austere times, everyone was encouraged to make do and mend. This meant using what was around you and mending instead of replacing clothes and possessions.</p> <p>In the spirit of these times, create a toy (for a younger child) out of recycled items.</p> <p>These could be items that are no longer used, have broken parts, are spare or you've had for ages and would benefit from repurposing! This website might provide some inspiration:</p> <p>https://www.cumbriasmuseumofmilitarylife.org/wp-content/uploads/2020/08/Make-Do-and-Mend-Toys.pdf</p>	<p>Inspirational Speeches</p>  <p>During World War II, one of the main ways that news was delivered was via radio. This was a vital way of finding out latest events, preparing the country for battle and keeping up morale.</p> <p>Visit this website to listen to recordings of Churchill's speeches to the nation:</p> <p>https://www.bbc.co.uk/teach/school-radio/history-ks2-world-war-2-clips-churchill-their-finest-hour/z7nc382</p> <p>Carry out your own research to listen to other broadcasts. Make notes on: what is most memorable for you? How does the speaker encourage the listener? How would you feel if you were in Britain at time? Which speech do you find the most inspirational? Why?</p>
Signed (parent/ guardian): _____Date:	Signed (parent/ guardian): _____Date:	Signed (parent/ guardian): _____Date:	Signed (parent/ guardian): _____Date:	Signed (parent/ guardian): _____Date:

1. English	2. Mathematics	3. Science	4. PE	5. Art
<p>Newspaper article</p>  <p>Create a newspaper report announcing war. Include:</p> <ul style="list-style-type: none"> Reasons for war being declared Quotes from Chamberlain's speech Opinions from local people being interviewed <p>In your article, include views from a range of people. What would a young man, eager to sign up, have to say? What about an older person, who had already fought in WWI? Would they have the same opinion? Include direct and reported speech (remember to punctuate direct speech correctly).</p> <p>Challenge: in your quotes from local people, try to write in a style that includes their accent (just like Tom Oakley in Goodnight Mister Tom).</p>	<p>Gas mask box</p>  <p>Gas masks were issued to all British citizens at the start of WWII. These masks were designed to protect people in the event of a gas-bomb attack. This website will help you find out a little more:</p> <p>http://www.primaryhomeworkhelp.co.uk/war/gasmasks.htm</p> <p>For this task, design a gas mask box. You will need to create a net for the cube or cuboid and then construct.</p> <p>Challenge: research the instructions for putting on the mask correctly. Write these on the inside of the box.</p>	<p>Evolution and Inheritance</p>  <p>Our final Science unit will be about evolution and inheritance. Please complete a biography about Charles Darwin. This website might help kick-start your research:</p> <p>https://kids.kiddle.co/Charles-Darwin</p> <p>Include information such as:</p> <ul style="list-style-type: none"> Early life and education Darwin's Theory Legacy <p>You might want to include some interesting facts too!</p>	<p>Circuit Training</p>  <p>In Science, we have been performing a range of exercises and measuring their effects on our heart and breathing rate.</p> <p>Now complete the 'PE Circuit Recording Sheet' to find your personal best! The sheet can be found at the end of this pack.</p> <p>Remember we are looking for progress over perfection!</p> <p>Challenge: create your own exercise to add to the list.</p>	<p>Henry Moore</p>  <p>Henry Moore is famous for his sculptures of people with bumpy forms and hollow spaces in their bodies. Moore also produced many drawings, including a series showing Londoners sheltering from the Blitz during WW2.</p> <p>Click on this link to find out MOORE about his work:</p> <p>https://www.tate.org.uk/kids/explore/who-is/who-henry-moore</p> <p>This website will explain how London's Underground was used as a shelter during the bombing raids:</p> <p>https://www.mylondon.news/news/nostalgia/gallery/remarkable-pictures-london-underground-being-17483057</p> <p>In the style of Moore, create your own sketch showing Londoner's sheltering in the Underground.</p>
Signed (parent/ guardian): _____Date:	Signed (parent/ guardian): _____Date:	Signed (parent/ guardian): _____Date:	Signed (parent/ guardian): _____Date:	Signed (parent/ guardian): _____Date:

1. English	2. Mathematics	3. Geography	4. PSHE	5. PSHE
<p>Anne Frank</p>  <p>Anne Frank was a young Jewish girl who hid from the Nazis during the occupation of the Netherlands. She kept a diary to document her life, hopes, fears and emotions throughout this time.</p> <p>Carry out your own research to create a <u>biography</u> detailing Anne's life and experiences leading up to and including the war.</p> <p>This website will be a good starting point: https://www.annefrank.org/en/anne-frank/who-was-anne-frank/</p> <p>Challenge: Anne's extraordinary writing has affected all who read it. Why do you think this is?</p> <p>Super Challenge: read Anne's diary 'Diary of a Young Girl'.</p>	<p>Morse Code</p>  <p>Morse code was a way of sending secret messages to each other. War ships during World War II used to use Morse code to speak to each other while they were out at sea. This was partly to hide their messages from the German Nazis, so that their messages were secret!</p> <p>Write out the alphabet in Morse code.</p> <p>Follow this link to learn more about Morse code and to decode some messages: https://www.education.com/activity/article/Morse_Code/</p> <p>Challenge: use Morse code to write a message for someone in your class!</p>	<p>Local Knowledge</p>  <p>During the war, everyone was expected to pull together and 'do your bit'. No lives went untouched. Carry out your own research to find out how the people of Harpenden were affected by the war. This website is a good starting point: https://www.harpenden-history.org.uk/category/wartime-second-world-war-wwii</p> <p>Include information about:</p> <ul style="list-style-type: none"> Experiences of evacuees Local residents who fought for their country Life in Harpenden during WWII POWs and Batford Camp Air-raid shelters in Harpenden (Leyton Green) Experiences of scouts and guides <p>Challenge: speak to members of your family to collect information, experiences and memories of life during the war.</p>	<p>Mental Health</p>  <p>This term we will be finding out more about our mental health.</p> <p>Make a list of things that you do to improve your mental health –what makes you feel better when you've had a challenging day? What coping strategies do you have to help alleviate a stressful situation?</p> <p>Now create a 'mental health diary'. For one week, make a note of how you're feeling at the end of each day. If you're feeling a bit 'off', what could you do that's positive for your mental health? Now you know what your coping strategies are, it's important to use these and help build resilience.</p> <p>Note how you feel afterwards. How is your mood now?</p>	<p>Wartime Menu</p>  <p>Research 'rationing' during WWII. This website will help you get a feel for what rationing was like: https://www.bbc.co.uk/teach/cls-clips-video/history-ks2-rationing-in-the-uk/zbgby9q</p> <p>Research the foodstuffs that were subject to rationing. List them. Are there any surprises?</p> <p>Using the items that were only available during rationing, create a dinner menu for a family of 4 (two adults, two children).</p> <p>Challenge: using your wartime rations, write a meal plan for a family of four, to last a week!</p>
Signed (parent/ guardian): _____Date:	Signed (parent/ guardian): _____Date:	Signed (parent/ guardian): _____Date:	Signed (parent/ guardian): _____Date:	Signed (parent/ guardian): _____Date:



Year 6 Maths Home Learning Grid



Additional Maths Challenges

The cost of a pineapple is half the cost of a melon.



£3.50 each

How much does the pineapple and melon cost altogether?

Use $<$, $>$ or $=$ to make these number sentences correct.

$$9 \times 7 \bigcirc 8 \times 7$$

$$48 \div 2 \bigcirc 48 \div 4$$

$$300 \times 2 \bigcirc 20 \times 30$$

There are 1,500 children in a school.
565 of the children are girls.
How many more boys than girls are in the school?

One fifth of a number is 12
What is a half of the number?

On a bookcase

- $\frac{5}{8}$ of the books are fiction books.
- The rest are non-fiction.
- There are 72 non-fiction books.

How many books are fiction?

A rope measures 2.8 metres.



The rope is cut into 10 equal sized pieces.

What is the total length of 5 of these pieces?

Work out the missing digits.

$$\boxed{5} \times \boxed{} \times \boxed{} = 105$$

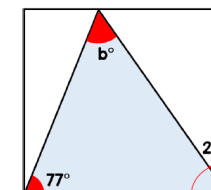
Annie and Ron each think of a number.

I'm thinking of the number 6



The product of their numbers is 762
Work out Ron's number.

Find the size of angle b.



Spellings

This is a list of the statutory spellings for Years 5 and 6. It would be really helpful if you could practise them with your children to help them remember. The spelling rules will be covered over the course of the year.

accommodate	category	determined	forty	marvellous	programme	soldier
accompany	cemetery	develop	frequently	mischievous	pronunciation	stomach
according	committee	dictionary	government	muscle	queue	sufficient
achieve	communicate	disastrous	guarantee	necessary	recognise	suggest
aggressive	community	embarrass	harass	neighbour	recommend	symbol
amateur	competition	environment	hindrance	nuisance	relevant	system
ancient	conscience	equipment	identity	occupy	restaurant	temperature
apparent	conscious	equipped	immediate	occur	rhyme	thorough
appreciate	controversy	especially	immediately	opportunity	rhythm	twelfth
attached	convenience	exaggerate	individual	parliament	sacrifice	variety
available	correspond	excellent	interfere	persuade	secretary	vegetable
average	criticise	existence	interrupt	physical	shoulder	vehicle
awkward	curiosity	explanation	language	prejudice	signature	yacht
bargain	definite	familiar	leisure	privilege	sincere	
bruise	desperate	foreign	lightning	profession	sincerely	

PE Circuit Recording Sheet

Exercises	First Attempt	Second Attempt	Third Attempt
Plank Did you do the plank for the full minute? Yes or no?			
Burpees How many in 1 minute?			
Sit Ups How many in 1 minute?			
Shuttle Runs How many in 1 minute?			
Squats How many in 1 minute?			
Star Jumps How many in 1 minute?			
Lunges How many in 1 minute?			
Press Ups How many in 1 minute?			
Wall Throws How many in 1 minute?			
Side Reaches How many in 1 minute?			
Tricep Dips How many in 1 minute?			
Seal Raises How many in 1 minute?			

