


















Reception Homework Grid

Your homework activities for this term are on the grid below. You can choose to complete the activities in any order; most of the learning activities are linked to our current topic so you should already have lots of knowledge about the areas of study! Make sure that you ask someone at home to help you and always ask an adult to accompany you with any outdoor activities. You might want to repeat some of the activities if you enjoy them.

- ✓ Complete activities in your Homework book or ask an adult to upload it to Tapestry
- ✓ Remember you have the whole term to complete the tasks
- ✓ If you put work in your homework book or folder, please bring it to school on Wednesday for your teacher to look at your work

1. Literacy	2. Mathematics	3. Understanding the World	4. Expressive Art and Design	5. Physical Development
<p>Treasure Hunt</p> <p>Use a toy from home and hide it somewhere that you will remember.</p>  <p>Write a sentence to give your grown-ups or siblings a hint for where it is.</p>  <p>Challenge: You could hide the clue and then write a clue to help them find that! Can you create a trail with 3 steps?</p>	<p>Ordering Numbers Challenges</p> <p>Level 1 Write the numbers 1-20 on pieces of paper. Mix them up and then put them in order again.</p> <p>Level 2 Remove a group of numbers, so now you have adjacent numbers that don't start at 1 (e.g. 7-14, or 3-18). Can you put them in the correct order without starting at 1?</p> <p>Level 3 Remove numbers randomly. Can you put them in the correct order without having all the numbers in between? (e.g. 4, 7, 8, 11, 13, 14, 15)</p> <p>Level 4 With a random set of numbers between 1-20. Can you put them on a number line in the correct order and leave space proportionally where the missing numbers should be?</p>	<p>Dinosaurs</p> <p>Some dinosaurs are carnivores (they eat meat) and some are herbivores (they eat plants).</p>  <p>What is your favourite dinosaur?</p>  <p>Is it a carnivore or a herbivore?</p>  <p>Can you draw a picture of the dinosaur?</p> <p>Challenge: Can you write some labels on your dinosaur?</p> <p>Can you write a sentence about your dinosaur?</p>	<p>Singing</p> <p>We listen to lots of music and sing lots of songs and rhymes in school.</p> <p>Do you listen to music at home? What kind of music do your grown-ups like to listen to? Do you sing at home?</p> <p>Can you listen to some music that your grown-ups like (it might be new music or old music) and talk about whether you like it or not?</p>  <p>Challenge: Can you make a microphone at home and show off your singing skills?</p>	<p>Sports Day</p> <p>In the summer, we will take part in Sports Day! Sports Day at Manland is always a lot of fun. We do lots of different activities.</p> <p>Can you practise your athletic skills? Try throwing beanbags or pillows into a hoop or a target.</p>  <p>Try jumping as far as you can with two feet from standing.</p>  <p>Try running as quickly as you can!</p>  <p>(Our races will be approximately 40m which is quite a long way on little legs!)</p>
Signed: Date:	Signed: Date:	Signed: Date:	Signed: Date:	Signed: Date:

6. Literacy	7. Mathematics	8. Physical Development	9. Phonics	10. Personal, Social, Emotional Development
<p>Reading and Understanding Stories</p> <p>We love reading books at school and I'm sure you get to read lots at home too.</p> <p>Read a book at home and draw a picture of your favourite character.</p>  <p>After you draw it, can you tell your grown-up about what they did in the story?</p>  <p>Challenge: Can you write 1-3 sentences about your character explaining what they did in the story?</p>	<p>Understanding the Pattern of Counting</p> <p>In Reception, we don't use numbers above 20 in our calculations, but it's still important to know the pattern of numbers up to 100.</p> <p>We like to practise counting to 100 with a Jack Hartmann video in class!</p>  <p>Search 'Count to 100' on YouTube</p> <p>Can you practise counting up to 100?</p> <p>The trickiest part is going over to the next 10 (e.g. 38, 39, 40, 41)</p> <p>Challenge: Can you start at a random number and still count up to 100?</p>	<p>Independence at Home and School</p> <p>As we approach the end of the year, we are all getting older and more independent!</p> <p>There are a few tricky skills that are worth practising before Year 1.</p> <ol style="list-style-type: none"> 1) Fixing clothes that are the wrong way round. 2) Putting on coats and doing up zips. 3) Doing up buttons on clothes. 4) Rotating things to put bags to make them fit. 5) Using a knife and fork to cut food confidently. 6) Matching shoes to the correct feet.    <p>Are there any of these skills that you find tricky? Ask your grown-ups to help show you and practise at home.</p>	<p>Tricky Word Bingo</p> <p>Our Tricky Word list is getting longer!</p> <p>By the end of this half term, we will have nearly 50 Tricky Words to try and remember from sight!</p> <p>The best way to practise is "little and often".</p> <p>Tricky Word Bingo is a game you could play a few times every week.</p> <p>Step 1) Pick approximately 15 tricky words. Include some words you're not confident on yet.</p> <p>Step 2) On your bingo card, write 9 of those tricky words.</p> <p>Step 3) Put all the words in a jar or bowl, and mix them up.</p> <p>Step 4) The bingo caller picks out a card and reads it.</p> <p>Step 5) The bingo player(s) cross out that word if it's on their bingo card.</p> <p>Step 6) If you cross out all nine of your words, say "Bingo!" You win!</p>  <p>(Being either the bingo caller or a player will still practise seeing and reading the words. This is just an idea to practise and you may prefer to practise a different way.)</p>	<p>Please don't do this until after half term</p> <p>Getting Ready for Year 1</p> <p>Moving up to Key Stage 1 can be a bit daunting! In Year 1, we will have less choosing time and do more work sitting at tables. We will do lots of really exciting work, learning about toys, explorers, puppets, birds and lots more!</p> <p>What are you excited about doing or learning in Year 1?</p> <p>Do you have any worries about moving into Year 1?</p> <p>Do you have any questions you want to ask your teachers in Year 1?</p> <p>Do you have any friends in Year 1 already you can talk to about it?</p> <p>Talk to your grown-ups at home about moving into Year 1. If you have any worries or questions ask them to write them down so we can talk about them in class.</p> <p>Moving on Up!</p> 
Signed: Date:	Signed: Date:	Signed: Date:	Signed: Date:	Signed: Date:

Phonics

In phonics this half term, we will keep using the same sounds we have learned to write longer words. In this summary, C stands for consonant and V stands for vowel. Digraphs are classed as C or V. So a CVCC word might be “sand” or “shift” and a CCVCC word could be “stand” or “crisp”.

Tricky words all have a tricky part in them where the letters make different sounds to the ones we have learned so far. For example, in has, the s makes a /z/ sound.

Summer 1

	Phase 4	New tricky words
Week 1	short vowels CVCC	said so have like
Week 2	short vowels CVCC CCVC	some come love do
Week 3	short vowels CCVCC CCCVC CCCVCC longer words	were here little says
Week 4	longer words compound words	there when what one
Week 5	root words ending in: -ing, -ed /t/, -ed /id/ /ed/ -est	out today

Summer 2

	Phase 4 graphemes	No new tricky words
Week 1	long vowel sounds CVCC CCVC	Review all taught so far Secure spelling
Week 2	long vowel sounds CCVC CCCVC CCV CCVCC	
Week 3	Phase 4 words ending -s /s/ Phase 4 words ending -s /z/ Phase 4 words ending -es longer words	
Week 4	root word ending in: -ing, -ed /t/, -ed /id/ /ed/, -ed /d/	
Week 5	Phase 4 words ending in: -s /s/, -s /z/, -es longer words	

Tricky Words

is
the
I
put
pull
push
full
as
has
his
go
no
to
into
some
come

love
she
he
we
me
be
of
was
you
they
my
by
all
sure
pure
said

so
are
have
like
do
were
here
little
says
there
when
what
one
out
today

is	has	love	you	so	says
the	his	she	they	are	there
I	go	he	my	have	when
put	no	we	by	like	what
pull	to	me	all	do	one
push	into	be	sure	were	out
full	some	of	pure	here	today
as	come	was	said	little	

