
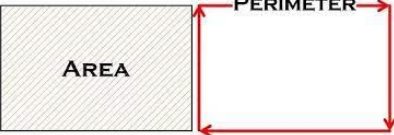





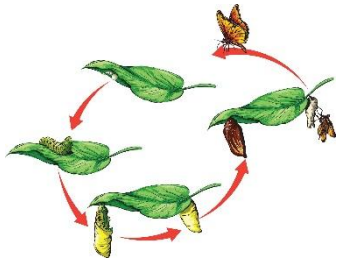





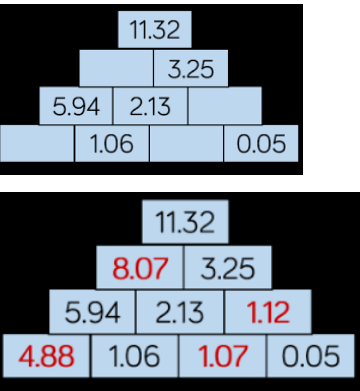



Year 5 Homework Grid

Your homework activities for this term are on the grid below. You can choose to complete the activities in any order; most of the learning activities are linked to our current topic so you should already have lots of knowledge about the areas of study! Make sure that you ask someone at home to help you if you find any of the activities too tricky and always ask an adult to accompany you with any outdoor activities.

- ✓ Complete activities in your Homework book
- ✓ Complete at least one activity every two weeks.
- ✓ Remember you have the whole term to complete all tasks
- ✓ Homework folders are due back to school every Wednesday for your teacher to look at your work
- ✓ You will be set one activity page each week from the English CGP book and one from the maths White Rose book (your teacher will let you know the page numbers)
- ✓ In addition to these activities, practice your weekly spellings on a regular basis (I have also included the Year 3 & 4 and Years 5 & 6 statutory spelling lists for extra practise) and try and find some time to read each day.

1. English	2. Mathematics	3. Science	4. Art	5. History
<p style="text-align: center;">Recount</p>  <p>Write a recount of our residential trip It will need to start from when you woke up on Tuesday morning until you arrived home on Thursday.</p> <p>Some activities/ key words to include: Bushcraft Survival Shelter High ropes Songs by the fire Archery Pods</p> <p>Include all of the key events and describe them in detail, use time connectives and describe your thoughts and feelings.</p>	<p style="text-align: center;">Area and Perimeter</p>  <p>In our Maths lessons, we have been learning about finding the perimeter and area of shapes</p> <p>Use this website to refresh your knowledge on units of measure: https://www.bbc.co.uk/teach/class-clips-video/maths-ks2-understanding-area-and-perimeter/zb87t39</p> <p>For this task, use the sheet at the back of this pack.</p>	<p style="text-align: center;">Animals Including Humans</p> <p>In this topic, we are learning about life cycles and the changes that happen.</p>  <p>For this activity you will be comparing when you were a baby to now.</p> <p>What similarities are there? What differences are there? Remember there are more than just looking different.</p> <p>Use the sheet at the back to help structure the comparisons.</p>	<p style="text-align: center;">Amazing Architecture</p>  <p>Choose a real life structure (either modern or historic) and use any art medium to re-create it.</p> <p>Possible structures</p> <p>The Eiffel Tower Taj Mahal Parthenon The Shard The Burj Khalifa St Paul's Cathedral</p> <p>Possible ideas: A sculpture, a sketch, a collage, a digital sketch/ collage.</p>	<p style="text-align: center;">Beyond 1066</p>  <p>Use the internet or books to create a monarch timeline of the Kings/Queens of England and their reigns from after William the Conquer.</p> <p>Remember to include key names and dates.</p> <p>You can illustrate pictures of the monarchs too.</p>
<p>Signed (parent/ guardian): _____ Date:</p>	<p>Signed (parent/ guardian): _____ Date:</p>	<p>Signed (parent/ guardian): _____ Date:</p>	<p>Signed (parent/ guardian): _____ Date:</p>	<p>Signed (parent/ guardian): _____ Date:</p>

1. English	2. Mathematics	3. Science	4. PE	5. Art
<p style="text-align: center;">Fantasy story Plan</p>  <p>One of our English topics later this term will be creating a fantasy story in the style of author and illustrator Shaun Tan.</p> <p>Create a plan for your fantasy story using the planning sheet at the back.</p> <p>Challenge: Add an illustration in the style of Shaun Tan</p>	<p style="text-align: center;">Formal Multiplication</p>  <p>Revisit and revise multiplication</p> <p>You will be multiplying:</p> <p>2-digit numbers by 2-digit numbers.</p> <p>3- digit numbers by 2-digit numbers.</p> <p>4-digit numbers by 2-digit numbers.</p> <p>Please complete the sheet at the back.</p>	<p style="text-align: center;">Life Cycles</p> <p>Carry out research into the life cycle of an animal. Possible research topics could include:</p> <ul style="list-style-type: none"> * Animals that go through metamorphosis (caterpillars to butterflies) * Animals that begin life as an egg.  <p>Present your findings in a poster or model.</p>	<p style="text-align: center;">Cricket/Rounders</p>  <p>A big part of cricket and</p> <p>rounder involve running, throwing and catching.</p> <p>To help with these skills there are 2 activities to take part in:</p> <p>Activity 1: How many successful catches can you get in a row?</p> <p>Counting will begin again once the ball is dropped.</p> <p>Activity 2: Measure a distance (imagine this is between stumps)</p> <p>Time yourself running from start to finish.</p> <p>How quick did you run?</p> <p>You will have three attempts</p> <p>Record your times and successful catches in a table in your homework book. Can you beat your score?</p>	<p style="text-align: center;">Illustrate Your Name:</p>  <p>This is an amazing art project to get you thinking about yourself and your art skills.</p> <p>Illustrate your name with items that fit your style and personality.</p> <p>Think carefully about shapes you create and the colours you will use.</p> <p>Draw it into or take a picture for your homework book.</p>
<p>Signed (parent/ guardian): _____ Date: _____</p>	<p>Signed (parent/ guardian): _____ Date: _____</p>	<p>Signed (parent/ guardian): _____ Date: _____</p>	<p>Signed (parent/ guardian): _____ Date: _____</p>	<p>Signed (parent/ guardian): _____ Date: _____</p>

1. English	2. Mathematics	3. Geography	4. PSHE	5. Art
<p>Fantasy story writing</p>  <p>Use your fantasy plans (from the previous week) to write your own story.</p> <p>Think carefully about the beginning of a story.</p> <p>Will it have:</p> <ul style="list-style-type: none"> • a descriptive start? • a dialogue start? • an action-start? <p>Remember to include descriptive features such as</p> <ul style="list-style-type: none"> • Similes. • Personification. • Expanded noun phrases. • Show not tell. • Description using your senses. 	<p>Adding and Subtracting Decimals</p>  <p>On the work sheet at the back there are some number pyramids/block diagrams.</p> <p>You must use your knowledge of adding and subtracting decimals to work out the missing square</p>	<p>Rivers</p>  <p>After half term, we will be studying our local river the River Lea. I would like you to conduct your own research on the river. You could include information such as:</p> <ul style="list-style-type: none"> • The source. • The mouth. • History of the river. • Uses of the river. • Where it travels. <p>You can present the information in your own way. For example:</p> <ul style="list-style-type: none"> • A PowerPoint presentation. • A model. • A poster 	<p>Boosting Self-Esteem</p>  <p>Create a log of a week or two weeks' worth of positivity.</p> <p>In this log write 3 things that were good and 3 things you are grateful for.</p> <p>An example of this includes</p> <p><u>21/4/2026</u></p> <ul style="list-style-type: none"> . I had a great maths lesson. . Arsenal won their match at the weekend. . I had a delicious dinner <p><u>Things I am grateful for:</u></p> <ul style="list-style-type: none"> . I get delicious food. . My pets . My friends. 	<p>Dream Big, Dream Small</p>  <p>In our Art topic we are looking at architecture. Sketch an image of the outside of your house.</p> <p>Include every detail. Try and be as accurate as possible.</p> <p>Think carefully about:</p> <p>Size and proportions, perspective and shape.</p>
<p>Signed (parent/ guardian): _____ Date: _____</p>	<p>Signed (parent/ guardian): _____ Date: _____</p>	<p>Signed (parent/ guardian): _____ Date: _____</p>	<p>Signed (parent/ guardian): _____ Date: _____</p>	<p>Signed (parent/ guardian): _____ Date: _____</p>

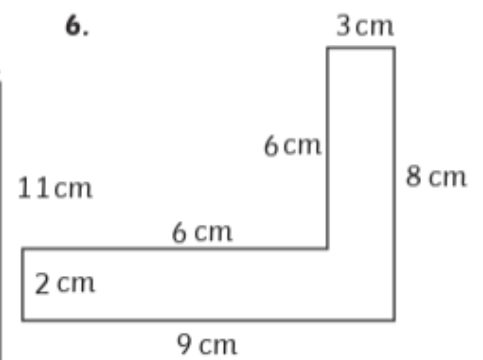
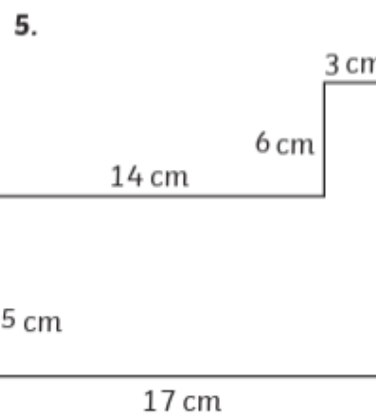
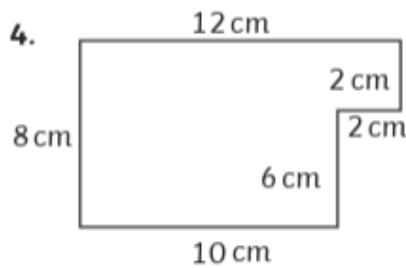
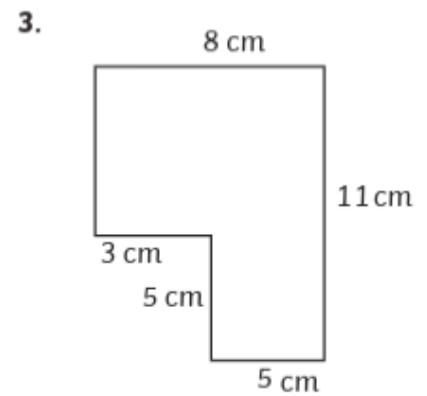
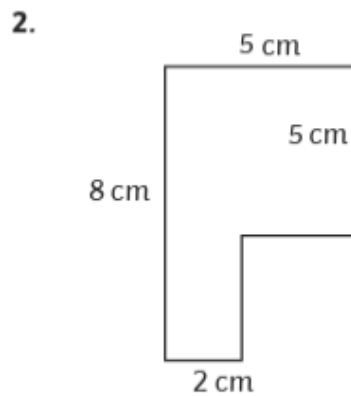
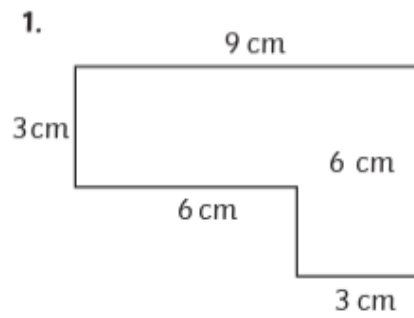
Spellings

This is a list of the statutory spellings for Years 5 and 6. It would be really helpful if you could practise them with your children to help them remember. The spelling rules will be covered over the course of the year.

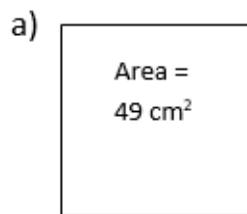
accommodate	category	determined	forty	marvellous	programme	soldier
accompany	cemetery	develop	frequently	mischievous	pronunciation	stomach
according	committee	dictionary	government	muscle	queue	sufficient
achieve	communicate	disastrous	guarantee	necessary	recognise	suggest
aggressive	community	embarrass	harass	neighbour	recommend	symbol
amateur	competition	environment	hindrance	nuisance	relevant	system
ancient	conscience	equipment	identity	occupy	restaurant	temperature
apparent	conscious	equipped	immediate	occur	rhyme	thorough
appreciate	controversy	especially	immediately	opportunity	rhythm	twelfth
attached	convenience	exaggerate	individual	parliament	sacrifice	variety
available	correspond	excellent	interfere	persuade	secretary	vegetable
average	criticise	existence	interrupt	physical	shoulder	vehicle
awkward	curiosity	explanation	language	prejudice	signature	yacht
bargain	definite	familiar	leisure	privilege	sincere	
bruise	desperate	foreign	lightning	profession	sincerely	

<p>Introduction</p> <ul style="list-style-type: none">• Introduce the main characters• Introduce the story setting	
<p>Build-Up</p> <ul style="list-style-type: none">• Develop the characters and the setting• The points that lead up to the conflict or climax (high point) in the story	
<p>Conflict/Climax</p> <ul style="list-style-type: none">• The conflict or climax in the story• How do the characters react?	
<p>Resolution</p> <ul style="list-style-type: none">• How the conflict is resolved and the ending to the story	

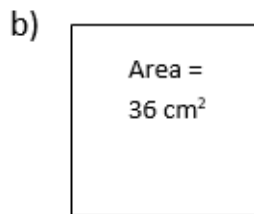
Add the length of each side to find the perimeter of each shape. Not to Scale.



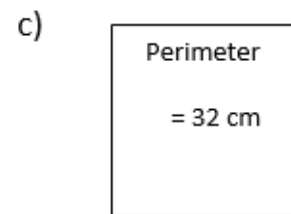
3. These are squares. Work out the perimeter (P) or area (A):



P = _____ cm



P = _____ cm



A = _____ cm²

Science- Animals including Humans.

Picture of me as a baby	Picture of me now

Similarities	Differences

Maths- Formal multiplication

1)

		2	3
x		3	2
<hr/>			
			0
<hr/>			

2)

		4	3
x		1	3
<hr/>			
			0
<hr/>			

3)

		5	3
x		4	4
<hr/>			
			0
<hr/>			

4)

	1	6	3
x		3	2
<hr/>			
			0
<hr/>			

5)

	2	4	3
x		1	6
<hr/>			
			0
<hr/>			

6)

	1	5	4
x		5	6
<hr/>			
			0
<hr/>			

7)

	2	9	4
x		2	2
<hr/>			
<hr/>			

8)

	2	6	8
x		7	4
<hr/>			
<hr/>			

9)

	3	5	3
x		4	3
<hr/>			
<hr/>			

	3	5	9	4
x			4	2
<hr/>				
<hr/>				

	2	8	1	3
x			8	8
<hr/>				
<hr/>				

Maths- Adding and subtracting decimals

