









## Year 1 Home Learning Grid Summer






Your homework activities for this term are on the grid below. You can choose to complete the activities in any order; most of the learning activities are linked to our current topic so you should already have lots of knowledge about the areas of study! Make sure that you ask someone at home to help you if you find any of the activities too tricky and always ask an adult to accompany you with any outdoor activities.

- ✓ Complete activities in your Homework book
- ✓ Complete at least one activity per week
- ✓ Remember you have the whole term to complete all tasks
- ✓ Homework folders are due back to school every Wednesday for your teacher to look at your work
- ✓ You will be set one activity page each week from the English CGP book and one from the Maths White Rose book (your teacher will let you know the page numbers)
- ✓ In addition to these activities, practice your phonics, spellings and tricky words (these are at the back) on a regular basis and try and find some time to read each day

**Additional Maths activity:** Feel free to also complete any of the additional Maths activities if you would like an extra challenge!

1. English	2. Mathematics	3. Science	4. Art	5. History
<p><b>Stories with familiar settings</b></p> <p>We have been reading stories about children in English.</p> <p>Can you choose one of your favourite stories about a child and draw it out as a cartoon. You can choose to add captions or speech bubbles or both.</p> <div style="display: flex; flex-wrap: wrap;"> <div style="border: 1px solid black; width: 50px; height: 50px; margin: 5px;"></div> <div style="border: 1px solid black; width: 50px; height: 50px; margin: 5px;"></div> <div style="border: 1px solid black; width: 50px; height: 50px; margin: 5px;"></div> <div style="border: 1px solid black; width: 50px; height: 50px; margin: 5px;"></div> <div style="border: 1px solid black; width: 50px; height: 50px; margin: 5px;"></div> <div style="border: 1px solid black; width: 50px; height: 50px; margin: 5px;"></div> </div>	<p><b>Counting in 2s</b></p> <p>In maths we have been learning to count in 2s. Can you find different objects in your home and count them in 2s? Try counting all the gloves or socks you have in your house.</p> 	<p><b>Seasons</b></p> <p>What season is it? What is the weather like? What are you wearing? What are the signs of this season?</p> <p>Draw a poster with labels to show everything you know about this season.</p> 	<p><b>Bird painting and drawing</b></p> <p>We are looking at depicting birds this term. Can you choose your favourite bird and represent it by making a sketch, painting, collage or using another media?</p> 	<p><b>Flight</b></p> <p>Our history topic is all about the history of flight. Here are some significant people who have been involved in the history of flight. Can you find out about what any of them did and why they are famous?</p> <p style="text-align: center;">The Wright Brothers</p> <p style="text-align: center;">Amy Johnson</p> <p style="text-align: center;">Amelia Earhart</p> 
<p>Signed (parent/ guardian): _____ Date:</p>	<p>Signed (parent/ guardian): _____ Date:</p>	<p>Signed (parent/ guardian): _____ Date:</p>	<p>Signed (parent/ guardian): _____ Date:</p>	<p>Signed (parent/ guardian): _____ Date:</p>

1. English	2. Mathematics	3. Science	4. PE	5. Art
<p><b>Traditional Tales</b></p> <p>We will also be learning about traditional tales this term.</p> <p>Choose a traditional tale that you know and write a review of it.</p> 	<p><b>Equal Groups</b></p> <p>Can you collect together some equipment to share into groups? E.g. Lego pieces, Lego figures, pasta tubes, counters, coins, pencils, pens.</p> <p>Count out the following amounts and see how many equal groups of 2 you can make. Write a number sentence for each, e.g.  <math>2+2+2 = 6</math></p> <p style="text-align: center;">8 12 16</p> <p>Count out the following amounts and see how many equal groups of 5 you can make. Write a number sentence for each.</p> <p style="text-align: center;">10 15 20</p>	<p><b>Plants</b></p> <p>Our new topic this term is plants.</p> <p>Can you name the plants in the pictures? (See the attached sheet – Plants)</p> <p>Extra challenge – Sort the plants into 2 groups – garden plants and wild plants.</p> 	<p><b>Games</b></p> <p>This term we are focussing on games and the skills they require</p> <p>Can you try and throw a ball up and catch it 10 times in a row? Can you clap then catch the ball?</p> <p>Next try catching the ball with just one hand and then your other hand.</p> 	<p><b>Making birds</b></p> <p>Can you try and represent a bird using a 3D medium? Try scrunching up paper to make a bird shape or mould a bird out of plasticine or any malleable substance you might have. Can you make a junk model out card and packaging?</p> 
<p>Signed (parent/ guardian): _____Date:</p>	<p>Signed (parent/ guardian): _____Date:</p>	<p>Signed (parent/ guardian): _____Date:</p>	<p>Signed (parent/ guardian): _____Date:</p>	<p>Signed (parent/ guardian): _____Date:</p>

1. English	2. Mathematics	3. Geography	4. PSHE	5. PSHE
<p align="center"><b>Instructions</b></p> <p>In English, we will be looking at instructions.</p> <p>Write some instructions about how to play a game or to make something of your choice.</p> <p align="center"><b>Rules for board Games</b></p> <ul style="list-style-type: none"> <li>. Oly take your pieces</li> <li>. Keep your hands on your knees until it is your turn</li> <li>. Roll the dice on the table</li> <li>. Wait for your turn</li> <li>. If you win, you can say ‘Good game, thanks for playing’.</li> <li>. If you lose, you can say ‘I had fun, thanks for playing’.</li> </ul> 	<p align="center"><b>Fractions of shapes</b></p> <p>Find a whole piece of paper, a cake, a pizza, a piece of fruit or a biscuit.</p> <p>Can you cut it in half to make 2 equal parts? Cut it into quarters to make 4 equal parts? (Ask an adult to help you with the cutting!)</p>  <p align="center">Take a picture for your homework book!</p>	<p align="center"><b>Continents</b></p> <p>This term we are looking at the 7 continents of the world. Choose a continent that you would like to visit in the world and tell me why you would like to visit it.</p> <p>E.g. I would like to visit Africa because I would like to go on a safari and see wild animals in their habitat.</p> <p>Draw a picture to go with it.</p> 	<p align="center"><b>Relationships</b></p> <p>Who do you have a special relationship with?</p> <p>Draw a picture or find a photograph of them Tell us who they are and why they are special to you.</p> 	<p align="center"><b>Changing Me</b></p> <p>How have you changed this year?</p> <p>Can you draw a picture of you to show how you have changed since you were a baby?</p> <p>Talk to someone about what changes will happen as you get older.</p>  <p align="center">Complete worksheet ‘Ways I have changed’ with pictures or words.</p>
<p>Signed (parent/ guardian): _____Date:</p>	<p>Signed (parent/ guardian): _____Date:</p>	<p>Signed (parent/ guardian): _____Date:</p>	<p>Signed (parent/ guardian): _____Date:</p>	<p>Signed (parent/ guardian): _____Date:</p>







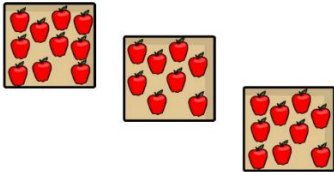





# Year 1 Maths Home Learning Grid

## Additional Maths challenges

Write the short date and highlight when you complete a task.



<p>Which is the correct ending?</p>  <p>A </p> <p>B </p> <p>C </p> <p>Can you make your own repeating pattern?</p>	<p>Can you continue these patterns of even numbers?</p> <p>2 4 6 8 10 ... ..</p> <p>12 14 16 18 ... ..</p> <p>24 26 28 30 ... ..</p>	 <p>How can you make 10p using these coins? Can you find any different ways?</p>
<p>If you had 20 jelly beans and you have eaten 6 of them, how many would you have left?</p>  <p><a href="http://www.twinkl.co.uk">twinkl.co.uk</a></p>	<p>Which box holds 10 apples?</p> 	<p>Which pins do you need to knock down to score:</p> <p>7 points? 5 points? 3 points?</p> <p>What scores do you get if you knock down the following pins:</p> <p>1, 4 and 6 3, 6 and 5</p> 
<p>What do you do first thing in the morning?</p> <p>Can you add 3 events onto a timeline, which you do before lunchtime?</p> <p>Try to think of 4 things that you do before you go to bed.</p> <p>Add them to your timeline.</p> 	<p>Can you put these numbers in order from smallest to biggest?</p> <p>21 13 14 25 19 3</p>	<p>Which shape is a triangle?</p> 



**Traditional Tale** \_\_\_\_\_



**What is the setting?**








**Who is the main character?**

**What happens first?**

**What happens next?**

**What happens last?**

Can you name these plants? You can use the word bank below to help.



roses

daisy

iris

clover

sunflower

grass

lavender

dandelion

# Tricky Words

## Information for parents and carers

'Tricky words' are words that cannot easily be decoded ('sounded out' and read). This is because some of the sounds in the words are spelled in an unusual way. It is important for children to be able to read these words as they are among the most common words in English.

## Tricky words taught in Reception

In Year 1, your child will develop the phonic knowledge they need to decode many of the tricky words taught in Reception. However, the words below need to be reviewed and practised as tricky words until your child can read them automatically.

Taught in Phase 2 (Reception Autumn term)		
Phase 2 tricky word	Tricky part(s)	Why is it tricky?
the	e	It is rare for 'e' to make the schwa sound at the end of a word.
to into	o	The 'o' makes the sound oo (as in 'food') <i>This is a rare spelling for this sound.</i>
of	f	The 'f' makes the sound v. <i>This is a rare spelling for this sound.</i>

Taught in Phase 3 (Reception Spring term)		
Phase 3 tricky word	Tricky part(s)	Why is it tricky?
are	whole word	This is a rare spelling of the sound <b>ar</b> .
sure	whole word	The 's' makes the sound <b>sh</b> . The 'ure' makes two sounds ( <b>yoo</b> plus the schwa sound). <i>These are rare spellings for these sounds.</i>
pure	ure	The 'ure' makes two sounds ( <b>yoo</b> plus the schwa sound). <i>This is a rare spelling for these sounds.</i>

Taught in Phase 4 (Reception Summer term)		
Phase 4 tricky word	Tricky part(s)	Why is it tricky?
said	ai	The 'ai' makes the sound <b>e</b> . <i>This is a rare spelling for this sound.</i>
do	o	The 'o' makes the sound oo (as in 'food'). <i>This is a rare spelling for this sound.</i>
were	ere	The trigraph 'ere' makes the sound <b>ur</b> . <i>This is a rare spelling for this sound.</i>
says	ay	The 'ay' makes the sound <b>e</b> . <i>This is a rare spelling for this sound.</i>
one	whole word	The 'o' makes the sounds <b>w-u</b> . <i>This is a rare spelling.</i>
today	o	The 'o' makes the sound oo (as in 'food') <i>This is a rare spelling for this sound.</i>

The table shows the tricky words that your child will learn in Phase 5 in Year 1 and explains why each word is tricky. Tricky words taught in Reception that remain tricky in Year 1 are also shown. Children will practise the tricky words in school until they can read them automatically. They will also practise reading the tricky words in the decodable books that they bring home.

Taught in Year 1 Autumn term		
Tricky word	Tricky part	Why is it tricky?
their	eir	The 'eir' makes the sound <b>aɪr</b> . <i>This is a rare spelling for this sound.</i>
people	eo le	The 'eo' makes the sound <b>eə</b> *. Your child has not yet learned the digraph 'le'. <i>*This is a rare spelling for this sound.</i>
oh	oh	The 'oh' makes the sound <b>oʊ</b> . <i>This is a rare spelling for this sound.</i>
your	our	Your child has not yet learned the trigraph 'our'. Here, it makes the sound <b>ɔr</b> .
Mr Mrs Miss	whole word	These are abbreviations in common use as words.
ask*	a	The 'a' makes the sound <b>ɑr</b> . <i>Learning so far: For 'a', your child has learned the sound a as in 'cat'.</i>
could would should	oul	Your child has not yet learned the trigraph 'oul', which makes the sound <b>oo</b> (as in 'book').
our	our	The trigraph 'our' makes the sound <b>ɔw</b> followed by the schwa sound. <i>This is a rare spelling for this sound.</i>
house mouse	se	Your child has not yet learned the digraph 'se'. Here, it makes the sound <b>s</b> .
water	a	The 'a' makes the sound <b>ɔr</b> . <i>Learning so far: For 'a', your child has learned the sound a as in 'cat'.</i>
want	a	The 'a' makes the sound <b>ɔ</b> . <i>Learning so far: For 'a', your child has learned the sound a as in 'cat'.</i>

\*Depending on regional pronunciations, not all children will be taught the word 'ask' as a tricky word.

## Taught in Year 1 Spring term

Tricky word	Tricky part(s)	Why is it tricky?
any many	a	The 'a' makes the sound <b>e</b> . This is a rare spelling for this sound. <b>Learning so far:</b> For the grapheme 'a', your child has learned the sounds <b>a</b> as in 'cat' and <b>ai</b> as in 'paper'.
again*	ai	The digraph 'ai' makes the sound <b>e</b> . This is a rare spelling for this sound. <b>Learning so far:</b> For 'ai', your child has learned the sound <b>ai</b> as in 'rain'.
who	wh o	The digraph 'wh' makes the sound <b>h</b> and the 'o' makes the sound <b>oo</b> (as in 'food'). These are rare spellings for these sounds. <b>Learning so far:</b> For 'wh', your child has learned the sound <b>w</b> as in 'when'.
whole	wh o-e	The digraph 'wh' makes the sound <b>h</b> *. Your child has not yet learned the split digraph 'o-e', which makes the sound <b>oa</b> . This is a rare spelling for this sound. <b>Learning so far:</b> For 'wh', your child has learned the sound <b>w</b> as in 'when'.
where	ere	Your child has not yet learned the trigraph 'ere'. Here, it makes the sound <b>aɪr</b> .
two	wo	The digraph 'wo' makes the sound <b>oo</b> (as in 'food'). This is a rare spelling for this sound.
school	ch	The digraph 'ch' makes the sound <b>c</b> . <b>Learning so far:</b> For the grapheme 'ch', your child has learned the sound <b>ch</b> as in 'chip'.
call	a	The 'a' makes the sound <b>or</b> . <b>Learning so far:</b> For the grapheme 'a', your child has learned the sounds <b>a</b> as in 'cat' and <b>ai</b> as in 'paper'. Your child will learn that 'a' can make the sound <b>or</b> later in the Spring term.
different*	er	The digraph 'er' makes the sound <b>r</b> (with no schwa sound before it). <b>Learning so far:</b> For the digraph 'er', your child has learned the sound <b>ur</b> as in 'bigger'.
thought	ough	The 'ough' makes the sound <b>or</b> . This is a rare spelling for this sound.
through	ough	The 'ough' makes the sound <b>oo</b> (as in 'food'). This is a rare spelling for this sound.
friend	ie	The digraph 'ie' makes the sound <b>e</b> . This is a rare spelling for this sound. <b>Learning so far:</b> For the digraph 'ie', your child has learned the sounds <b>igh</b> as in 'pie' and <b>ee</b> as in 'shield'.
work	or	The digraph 'or' makes the sound <b>ur</b> . <b>Learning so far:</b> For 'or', your child has learned the sound <b>or</b> as in 'sort'.
once	o	The 'o' makes the sounds <b>w-u</b> . This is a rare spelling for this sound.
laugh	au gh	The word 'laugh' has two tricky parts: the digraph 'au' makes the sound <b>ar</b> * (depending on regional pronunciation) and the digraph 'gh' makes the sound <b>f</b> . These are rare spellings for these sounds.
because	au	The digraph 'au' makes the sound <b>o</b> . This is a rare spelling for this sound.
eye	eye	The trigraph 'eye' makes the sound <b>igh</b> . This is a rare spelling for this sound.

\*Depending on regional pronunciations, not all children will be taught the words 'again' and 'different' as tricky words.

## Taught in Year 1 Summer term

Tricky word	Tricky part	Why is it tricky?
busy	u	The 'u' makes the sound <b>i</b> . <b>Learning so far:</b> For 'u', your child has learned the sounds <b>u</b> as in 'cup', <b>oo</b> as in 'put' and <b>yoo</b> as in 'unicorn'.
beautiful	eau	The trigraph 'eau' makes the sound <b>yoo</b> . This is a rare spelling for this sound.
pretty	e	The 'e' makes the sound <b>i</b> . This is a rare spelling for this sound in the middle of a word. <b>Learning so far:</b> For 'e', your child has learned the sound <b>e</b> as in 'egg' and <b>ee</b> as in 'be'.
hour	h our	The word 'hour' has two tricky parts: the 'h' is not pronounced and the trigraph 'our' makes the sound <b>ow</b> followed by the schwa sound. These are rare spellings for these sounds.
move improve	o	The grapheme 'o' makes the sound <b>oo</b> (as in 'food'). This is a rare spelling for this sound. <b>Learning so far:</b> For 'o', your child has learned the sound <b>o</b> as in 'dog' and <b>oa</b> as in 'go'.
parents	a	The 'a' makes the sound <b>air</b> . This is a rare spelling for this sound. <b>Learning so far:</b> For the grapheme 'a', your child has learned the sounds <b>a</b> as in 'cat', <b>at</b> as in 'paper' and <b>ar</b> as in 'father'.
shoe	oe	The digraph 'oe' makes the sound <b>oo</b> (as in 'food'). This is a rare spelling for this sound.